



*Your Dreams Our Goal*  
**POORNIMA**  
**UNIVERSITY**

Member of Association of Indian Universities & Approved by UGC (Govt. of India) under 2(f) & 12(B)

# Employment Statistics Report

**Session: 2024-25**





## Poornima University Employment Survey Report 2024-25

Employment Survey was conducted among its graduates of session 2024-25 to assess their career outcomes, job readiness, and the effectiveness of its academic programs. The survey aims to collect data on employment status, industry sectors, salary levels, and overall satisfaction with career services. This report summarizes the findings from the survey responses. The survey was conducted using an online form circulated through email and social groups of alumni.

<b>Target Audience</b>	: Graduate of Session 2024-25
<b>Survey Launch Date</b>	: 01 Oct 2025
<b>Report Date</b>	: 31 Dec 2025
<b>Total Survey Participants</b>	: 1155 alumni graduating in session 2024-25
<b>Survey Response Rate</b>	: 75.8% (876 Respondents)

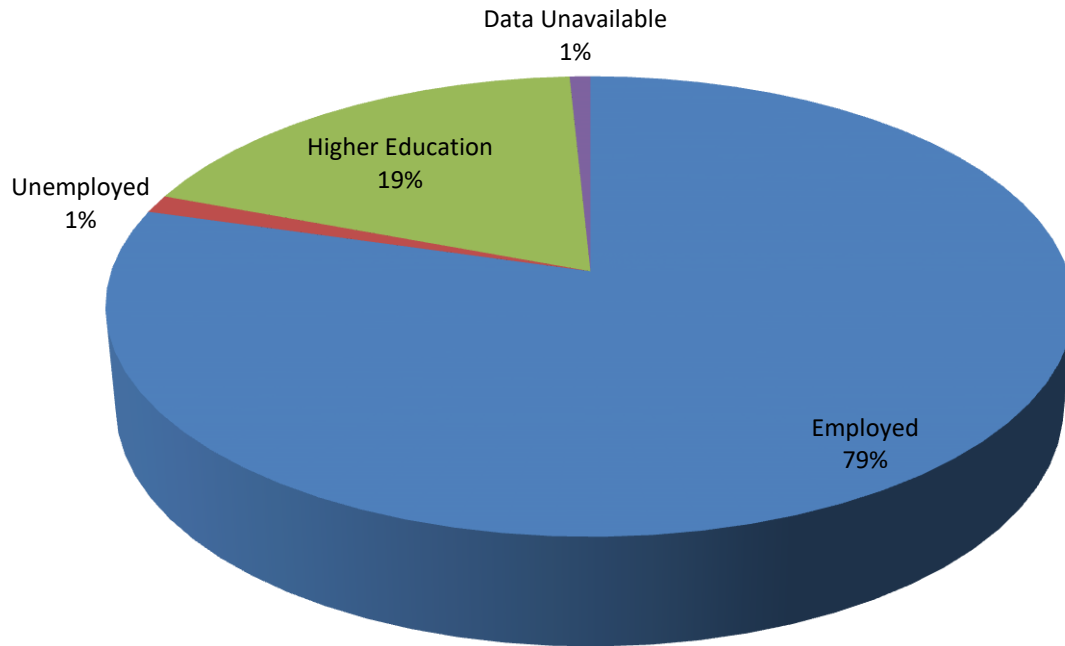
### Employment Status

Of the respondents, the following distribution of employment status was observed:

Status	Number of Responses	Percentage of Responses
Employed	696	79%
Unemployed	11	1%
Higher Education	162	18%
Data Unavailable	7	1%
<b>Total</b>	<b>876</b>	

Within 6 months of Graduation, a significant percentage of graduates (79%) have secured full-time employment while 18% graduates have joined for further education, reflecting the university's strong focus and efforts on preparing students for the workforce. Further 2% unemployed graduates are seeking employment.

## Status of Employment

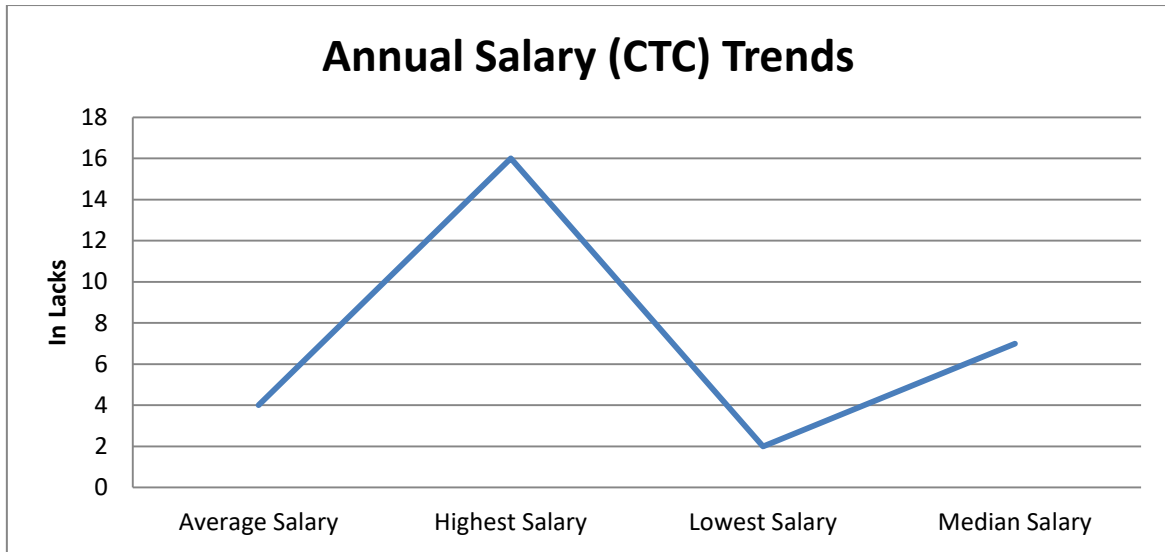


## Salary Information

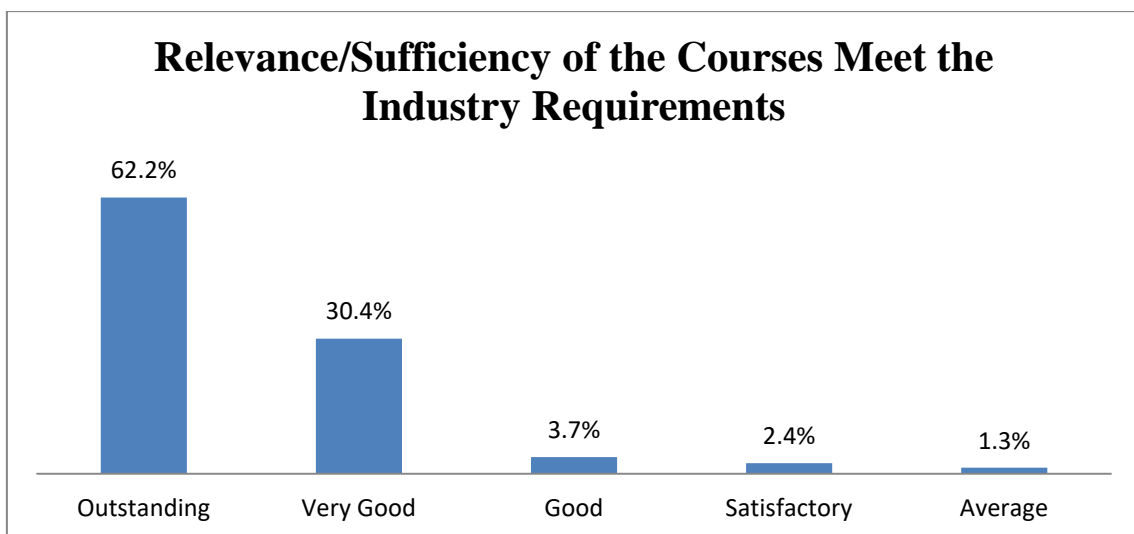
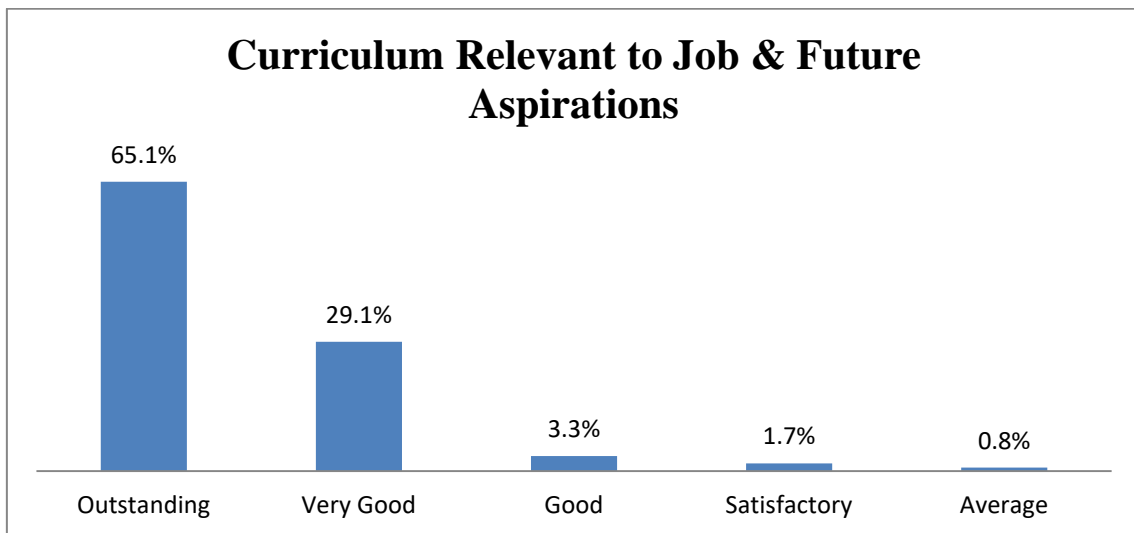
The starting salary distribution of employed graduates is as follows:

Annual Salary	No. of Employed	Percentage of Employed
less than 300000	172	20%
300000-500000	399	46%
500000-700000	154	18%
700000-900000	129	15%
More Than 900000	22	3%
<b>Total</b>	<b>876</b>	

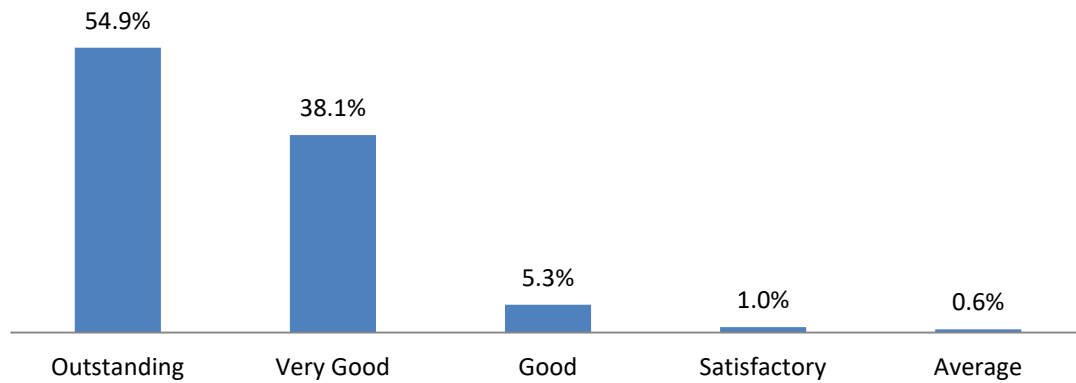
35% of graduates reported earning annual gross salary (CTC) more than ₹5,00,000, indicating that good number of graduates are securing positions with competitive compensation packages.



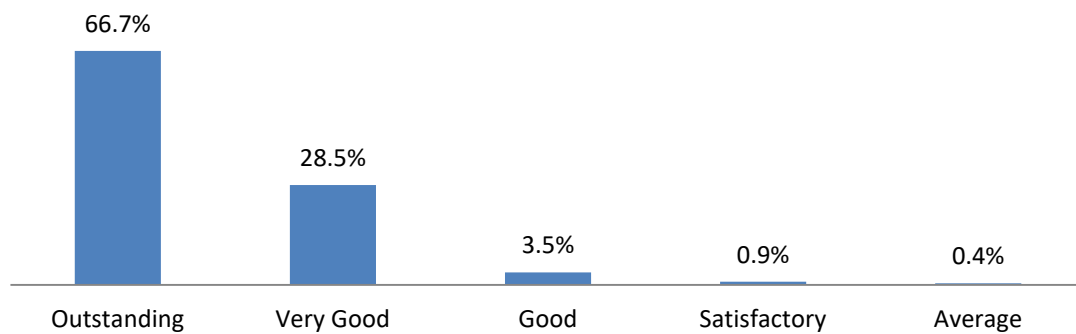
Graduates were asked how well their university education prepared them for their current roles and about their satisfaction with career services:



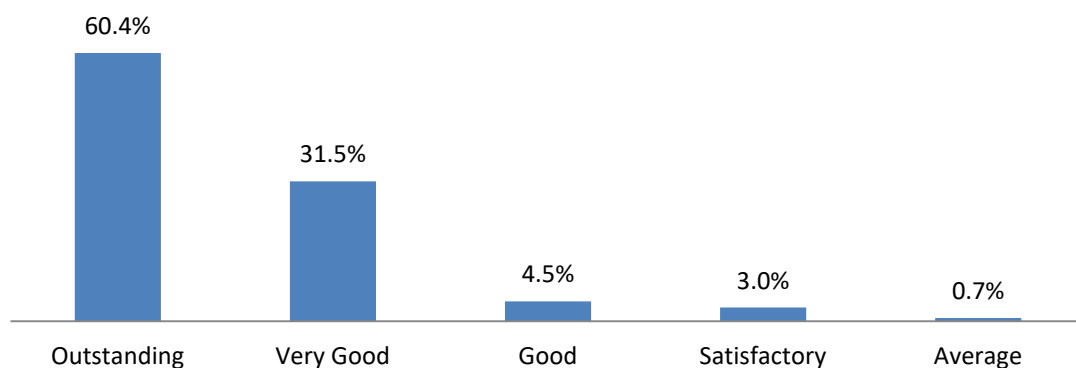
### **Relevance/Sufficiency of the Courses Meet the Industry Requirements**



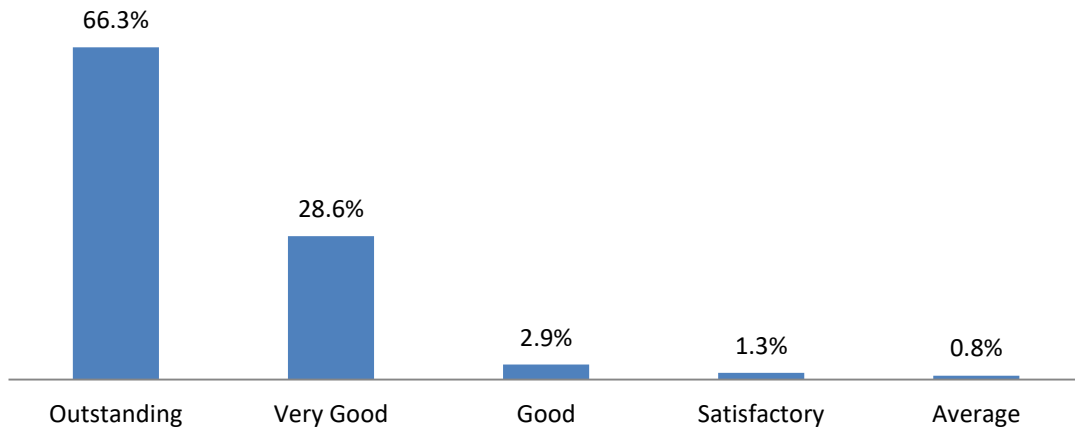
### **Experiences gained through Projects/Internship/Certifications Facilitated more Employability Skills/Communication Skills**



### **Effectiveness of Curriculum in Developing Analytical & Problem Solving Skills**



## Overall Rating of University



# Employment Survey Form

Dear Alumni,

We shall be thankful to you, if you can spare some of your valuable time to fill up this form and give us your valuable suggestions for further improvement in the Curriculum. Your valuable inputs will be of great use to improve the quality of our academic programs and enhance the credibility of the University.

Please rate the following parameters, based on your assessment of the quality and adequacy offered for the program, on the scale from 1 to 5: (1: Average, 2: Satisfactory, 3: Good, 4: Very Good, 5: Outstanding)

*\* Indicates required question*

---

1. Email \*

---

2. Name \*

---

3. Department/Branch \*

---

4. Passout Year (Batch) \*

---

5. Current Working Organisation & Location/Higher Education \*

---

6. Current Working Dessignation/Course \*

---

7. Contact No \*

---

8. The curriculum relevant to your job and future aspirations \*

*Mark only one oval.*

1 2 3 4 5

---

Aver      Outstanding

---

9. The relevance/sufficiency of the courses meeting the industry requirements \*

*Mark only one oval.*

1 2 3 4 5

---

Aver      Outstanding

---

10. The experiences gained through projects/internship/certifications facilitated more employability skills/communication skills/confidence in you \*

*Mark only one oval.*

1 2 3 4 5

---

Aver      Outstanding

---

11. Effectiveness of curriculum in developing analytical & problem solving skills \*

Mark only one oval.

1 2 3 4 5

Aver      Outstanding

12. The curriculum include value added courses/soft skills training/domain specific electives for enhancing constructive learning \*

Mark only one oval.

1 2 3 4 5

Aver      Outstanding

13. The availability of materials and references regarding curriculum \*

Mark only one oval.

1 2 3 4 5

Aver      Outstanding

14. University is having adequate Infrastructure (library facility, canteen, playground, etc. & Lab facility. \*

Mark only one oval.

1 2 3 4 5

Aver      Outstanding

15. Overall University ambience \*

Mark only one oval.

1 2 3 4 5

---

Aver      Outstanding

---

16. Industry visits, Internship & Placement \*

Mark only one oval.

1 2 3 4 5

---

Aver      Outstanding

---

17. Overall rating of University. \*

Mark only one oval.

1 2 3 4 5

---

Aver      Outstanding

---

18. Any Other Suggestions \*

---

---

This content is neither created nor endorsed by Google.

Google Forms